



Parents' Guide to Using Parent View (SLG)

At Arnold Hill Academy, we would like to offer you the chance to access information electronically about your child through our **Parent View System**. By using this system you will be able to access information about your child's attendance, assessments, achievements and timetable. This guide is intended to help you access the various sections of the system. Please be aware that some sections of this document have been blanked out for Data Protection reasons.

To access the Parent View, you can either browse to the school website:

<http://www.arnoldhillacademy.co.uk/>

scroll down to the bottom of the website page and click on the Learning Gateway logo.

Or click on:

<https://hslg11.capita-cso.co.uk/Schools/ARN/SLG/default.aspx>

Security ([show explanation](#))

This is a public or shared computer

This is a private computer

I want to change my password after logging on

[Click Here](#) if you have forgotten your password.

Sign In

I want to change my password after logging on

[Click Here](#) if you have forgotten your password.

Sign In

The system has a security feature built in similar to on-line banking. Click 'Show explanation' next to security. If you are accessing Parent View from work or a public computer put a tick in 'This is a public or shared computer'. This will then log the system off automatically after 15 minutes of inactivity. If you are accessing Parent View from your home computer put a tick in the 'This is a private computer', this will extend the period of inactivity to 3 hours.

Arnold Hill Academy is part of the Trent Academies Group.

The registered office is Trent Academies Group, Rushcliffe School, Boundary Road, West Bridgford, Nottingham NG2 7BW
The company's registered number is 8128513



Type in your Parent View User Name

Type in your Initial Password. For security reasons, the initial password sent to you is complex. Please ensure you insert the correct characters.

I want to change my password after logging on

[Click Here](#) if you have forgotten your password.

Click on the I want to change my password box and then Press sign in

Sign In

You will now be prompted to change your password. Please do not share this with anyone else. Please ensure that your new password is at least 8 alphanumerical characters long, with a mixture of upper case and lower case characters and numbers.

Once logged on, you will be taken to the main Arnold Hill Academy Parent View site.

Arnold Hill Academy > Parent

PARENT

Announcements ▼

Inset Day 11/19/2015 2:15 PM
by Lisa Frost
Please be aware that 24th November the school is closed to all students apart from Year 11 who are undertaking their mock exams.

Year 11 Mock exams 11/19/2015 2:14 PM
by Lisa Frost
Please be aware that Year 11 mock exams start 23rd November. For information, please see the school website.

[Add new announcement](#)

Calendar ▼

There are currently no upcoming events. To add a new event, click "Add new event" below.

[Add new event](#)

Click on the 'Parents Site' option at the top of the page.

You will be taken to the relevant area for your child.

- ▶ **View All Site Content**
- ▶ **Documents**
 - Shared Documents
- ▶ **Lists**
 - Calendar
 - Tasks
- ▶ **Discussions**
 - Team Discussion
- ▶ **Sites**
- ▶ **People And Groups**
- ▶ **SIMS Learning Gateway**
 - My Account Page
 - School Details Page
 - My Children Dashboard


PARENT

Announcements

Inset Day 11/19/2015 2:15 PM
 by
 Please be aware that 24th November the school is closed to all students apart from Year 11 who are undertaking their mock exams.

Year 11 Mock exams 11/19/2015 2:14 PM
 by
 Please be aware that Year 11 mock exams start 23rd November. For information, please see the school website.

Calendar
 There are currently no upcoming events.



Current announcements for all parents

Click on here to access your account details

This will give you a detailed screen of your personal information and the opportunity to change your password.


▼ **Change My User Account Password**

Your new password must comply with this site's Password Policy

Old Password

New Password

Confirm New Password



Update your account password here

First Name
Last Name
Current Home Address

Email Address
User Name
User Name (pre-Windows 2000)

If your details are incorrect and need amending then please complete the data collection wizard.

We would appreciate having an email address for all parents so we can send further communications via this method




Data collection forms:

Parents are able to edit the information held on the School Information Management system electronically via Parent View. This is achieved by completing the Data Collection Wizard. To be able to complete the wizard, you must either have legal Parental Responsibility, be a priority 1 contact and/or live at the same address. To update your child's or your contact details, click on:

► SIMS Learning Gateway


- My Account Page
- School Details Page
- My Children Dashboard

Under each of your child/ren, there will be a link to the data collection sheet. Follow the wizard through the process of updating this information.

-  Student Dashboard
-  View Reports
-  Data Collection Sheet

Welcome

Welcome to the data collection wizard. This wizard is designed for you to check and update key information held by the school about your child so that the school have current information on their records.



Student Details

Basic details of your child e.g. preferred name, address and date of birth



Contacts

Basic details of contacts associated to your child



Medical

Medical information eg medical practices and medical conditions



Dietary & Meal

Dietary information eg meal choices and dietary preferences



Travel

Information about how your child gets to school, travel route



Ethnicity

Ethnicity and culture details about your child eg nationality, first language



Parental Consent

Ensure the school has up to date consent on school activities involving your child



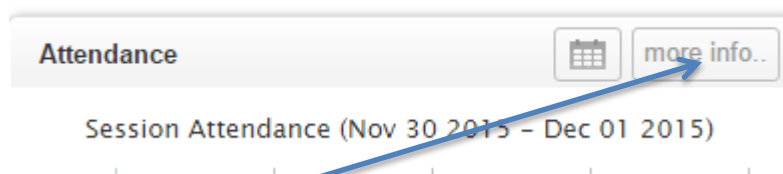
Finish

Review changes and submit to school for processing

Student Dashboard

With the student dashboard, you can access data on assessment, student timetable, achievement, behaviour and attendance. The dashboard will collate all of the information about your child on one screen. However, you can access more detailed information by accessing each pane individually.

For instance, if you want to check your child's attendance:






Click on more info to change the dates you want to check. You can also select whether you check morning or afternoon sessions.

| Monday | Tuesday | Wednesday | Thursday | Friday |
|--|--|---|---|---|
| 30 | 1 am <input checked="" type="checkbox"/> AM Session pm <input type="checkbox"/> PM Session | 2 am <input type="checkbox"/> AM Session pm <input type="checkbox"/> PM Session | 3 am <input type="checkbox"/> AM Session pm <input type="checkbox"/> PM Session | 4 am <input type="checkbox"/> AM Session pm <input type="checkbox"/> PM Session |
| 7 <input type="checkbox"/> | 8 <input type="checkbox"/> | 9 <input type="checkbox"/> | 10 <input type="checkbox"/> | 11 <input type="checkbox"/> |
| 14 <input type="checkbox"/> | 15 <input type="checkbox"/> | 16 <input type="checkbox"/> | 17 <input type="checkbox"/> | 18 <input type="checkbox"/> |
| 21 <input checked="" type="checkbox"/> | 22 <input checked="" type="checkbox"/> | 23 <input checked="" type="checkbox"/> | 24 <input checked="" type="checkbox"/> | 25 <input checked="" type="checkbox"/> |
| 28 <input checked="" type="checkbox"/> | 29 <input checked="" type="checkbox"/> | 30 <input checked="" type="checkbox"/> | 31 <input checked="" type="checkbox"/> | 1 |

Click on the dates that you want to check and a summary appears at the bottom of this screen.

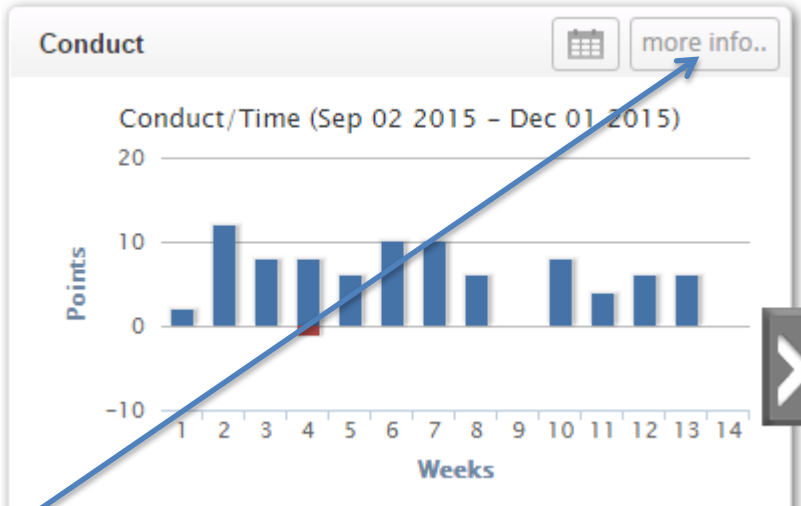
It will be possible to view all of this academic year's reports on Parent View.

-  Student Dashboard
-  View Reports
-  Data Collection Sheet

Please note that all reports will be in pdf. Format. If you do not have a copy of Adobe Reader, you can download it from this link:

<http://get.adobe.com/uk/reader>

In order to view more detailed achievement and behavioural data, you will need to click on the conduct window on the student dashboard.



If you click on more info, you will be able to access achievement and behaviour details for this academic year